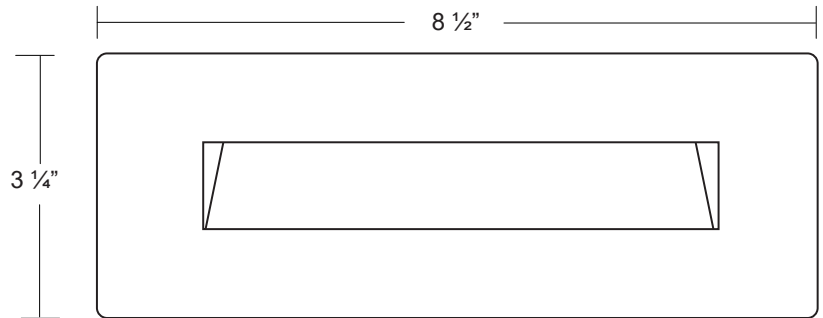
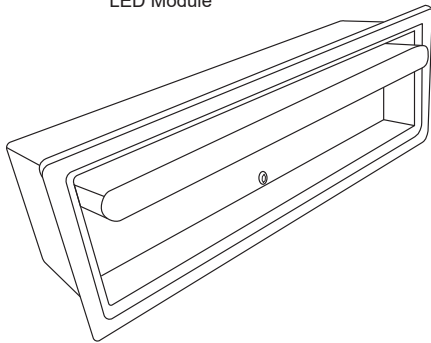


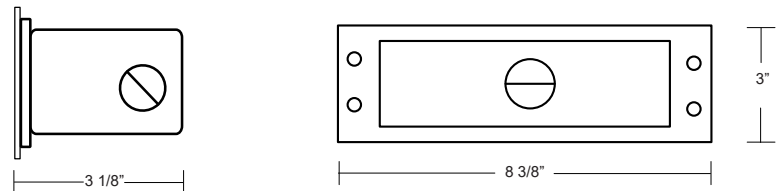
Specification-grade landscape lighting, wet-location luminaire for step lighting or path lighting applications.

- Cast aluminum, available in five standard finishes.
- Integral LED engine is replaceable
- 5W - 350 lumens
- Non-Dimmable
- Screwless faceplate design.
- 80 CRI
- Stainless steel hardware.
- Recessed junction box design.
- Listed for wet location use.
- Warranty: 3 Years.

LED Module



Back Box



Specifications

MODEL:	ST-50L
MATERIAL:	Cast Aluminum
VOLTAGE:	100-277VAC
WATTAGE:	5 Watt

Ordering Logic:

MODEL	VOLTAGE	COLOR	FINISH
ST - 50L	100 - 100-277VAC	27 - 2700K 30 - 3000K 40 - 4000K	BK - Black BR - Brown BN - Brushed Nickel WT - White DB - Dark bronze

ORDERING EXAMPLE: ST - 50L - 100 - 30 - BK

Excelsior Lighting, Inc.

PROJECT

TYPE